




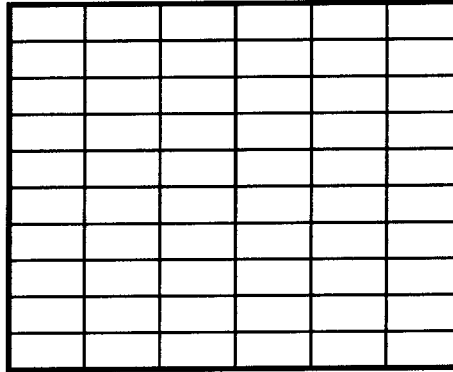
Willamette Graystone

MANUFACTURING SOLID SOLUTIONS


HOLLAND SERIES




Holland Running Bond
100% Holland




Holland Stack Bond
100% Holland




Holland Herringbone
100% Holland




Holland Basketweave
100% Holland




WG1
23% Holland, 22% Half Holland
55% Double Holland



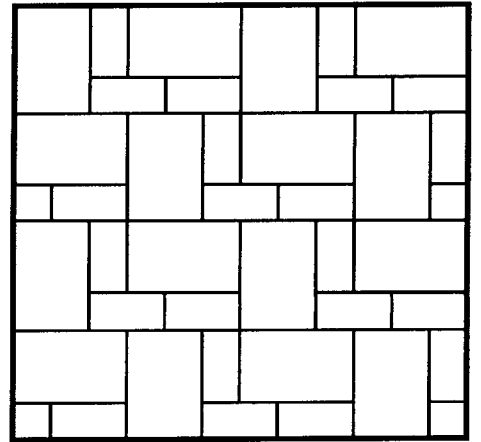
WG2
11% Half Holland, 89% Holland



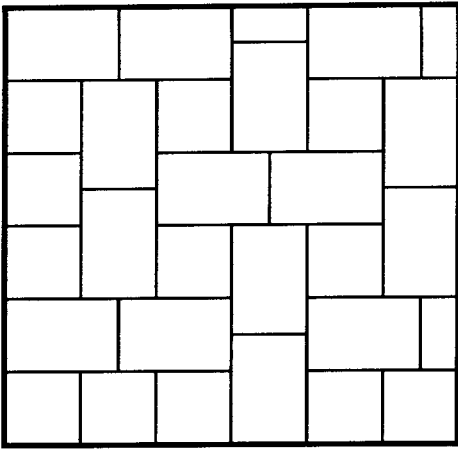
WG3
44% Holland, 56% Double Holland



WG4
50% Half Holland, 50% Double Holland




WG5
67% Grande Holland, 33% Holland




WG6

72% Grande Holland
28% Double Holland



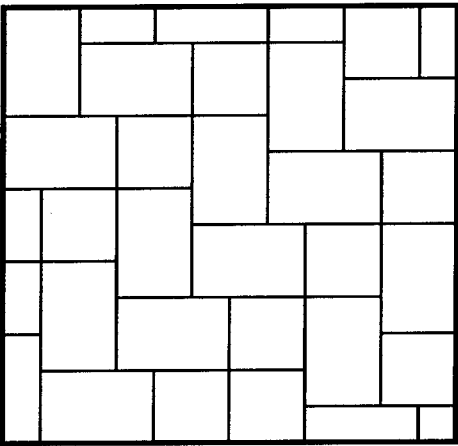
WG7

11% Holland, 56% Double Holland
33% Grande Holland



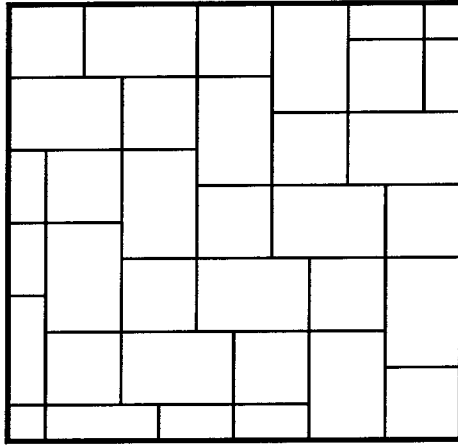
WG8

37% Holland, 25% Double Holland
38% Grande Holland




WG9

23% Double Holland
77% Grande Holland



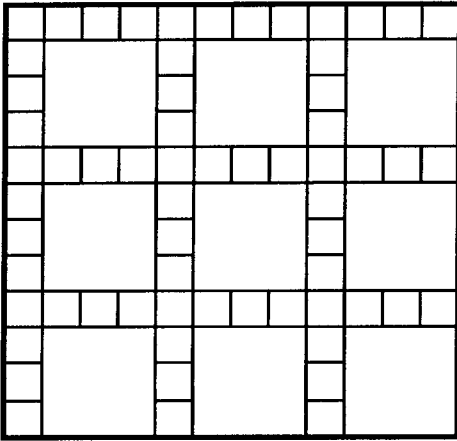
WG10

40% Double Holland
60% Grande Holland



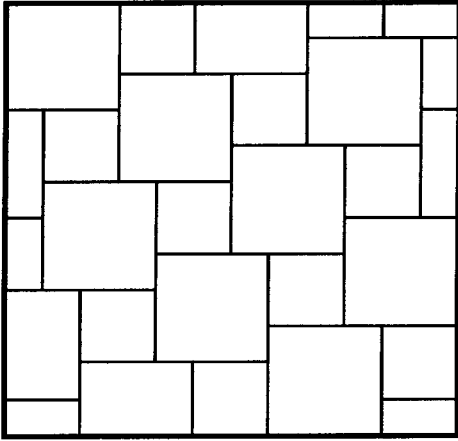
WG11

40% Double Holland
60% Grande Holland




WG12

45% Half Holland, 55% Plaza Holland



WG13

30% Double Holland, 70% Plaza Holland
or 20% Half Holland, 80% Double Holland



WG14

5% Half Holland, 22% Double Holland
25% Holland, 48% Plaza Holland

Percentages shown represent approximate coverage per 100 square feet